

E-book

# Sage Intacct

## Nonprofit Storytelling

Using data and performance  
metrics to motivate donors

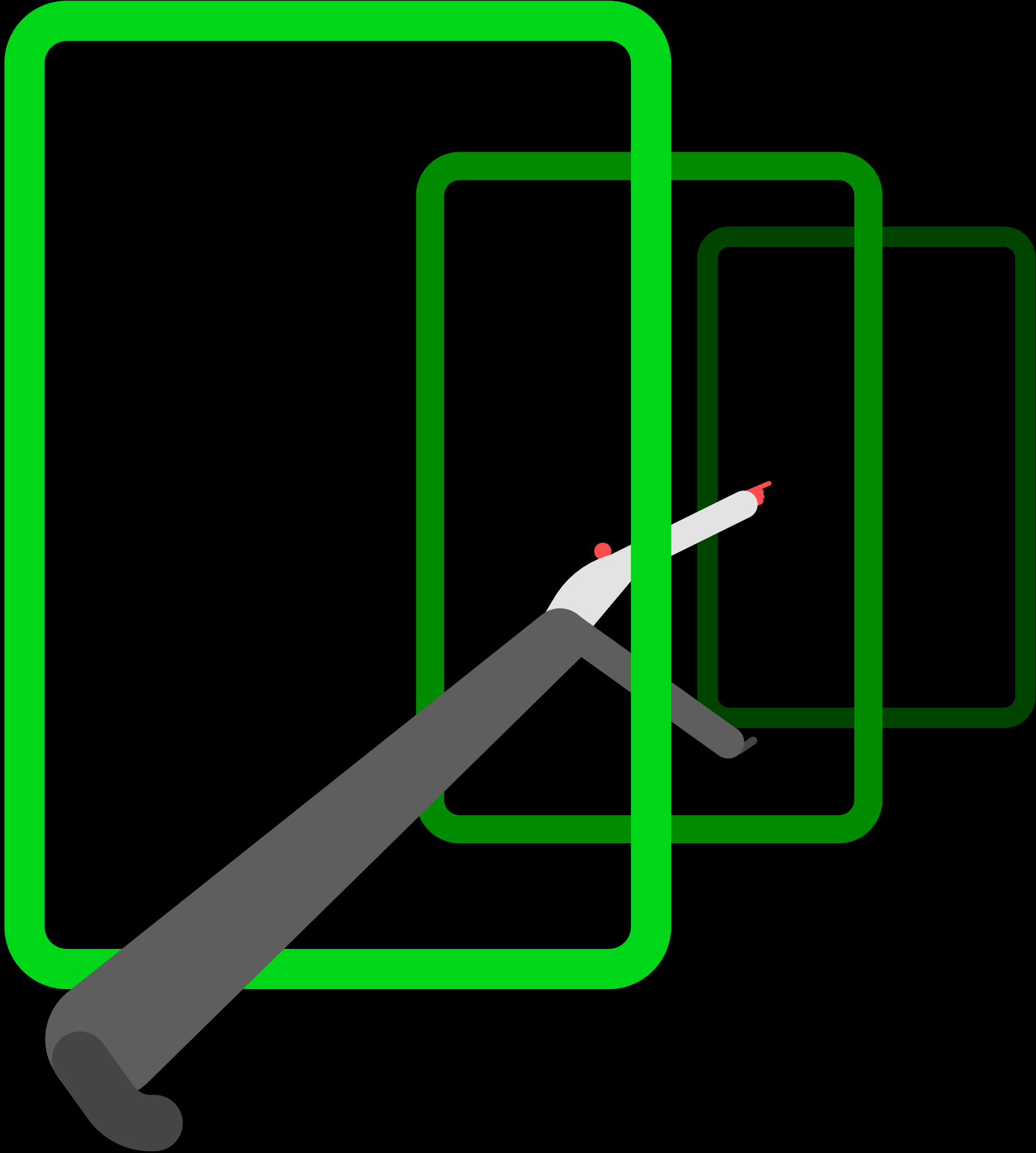
Sage





# Table of contents

Giving insights your organization needs to know	<b>Page 3</b>
Storytelling best practices	<b>Page 9</b>
Strengthening your story using data to motivate donors	<b>Page 13</b>
Demonstrating impact	<b>Page 15</b>
Conclusion: Spotlight your success	<b>Page 20</b>
About Sage Intacct	<b>Page 21</b>
Quick links to educational resources	<b>Page 22</b>

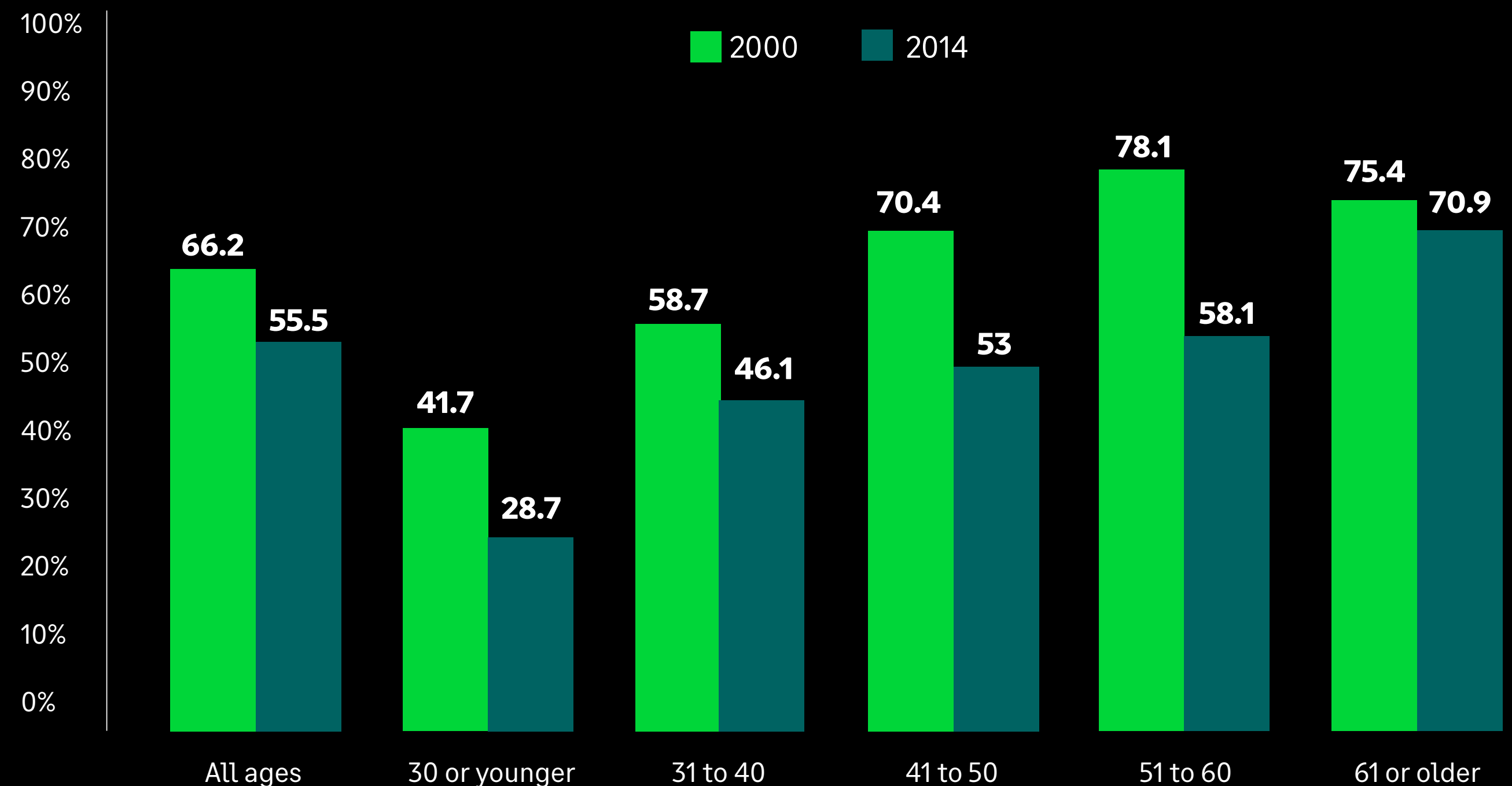


# Nurturing your donor base is important

**With fewer individuals donating to charitable organizations, the need to engage and nurture your donor base is more important than ever.**

The best place to raise additional funds is often your existing donor base. Staying connected to your donors and communicating your impact can help ensure your organization remains top of mind when those individuals or organizations budget for their charitable contributions.

**Household percentage of giving has decreased in each age group**



*A Guide to Philanthropy in the U.S. 8th Edition, 2019 CCS Fundraising*

# How to become a data-driven strategist

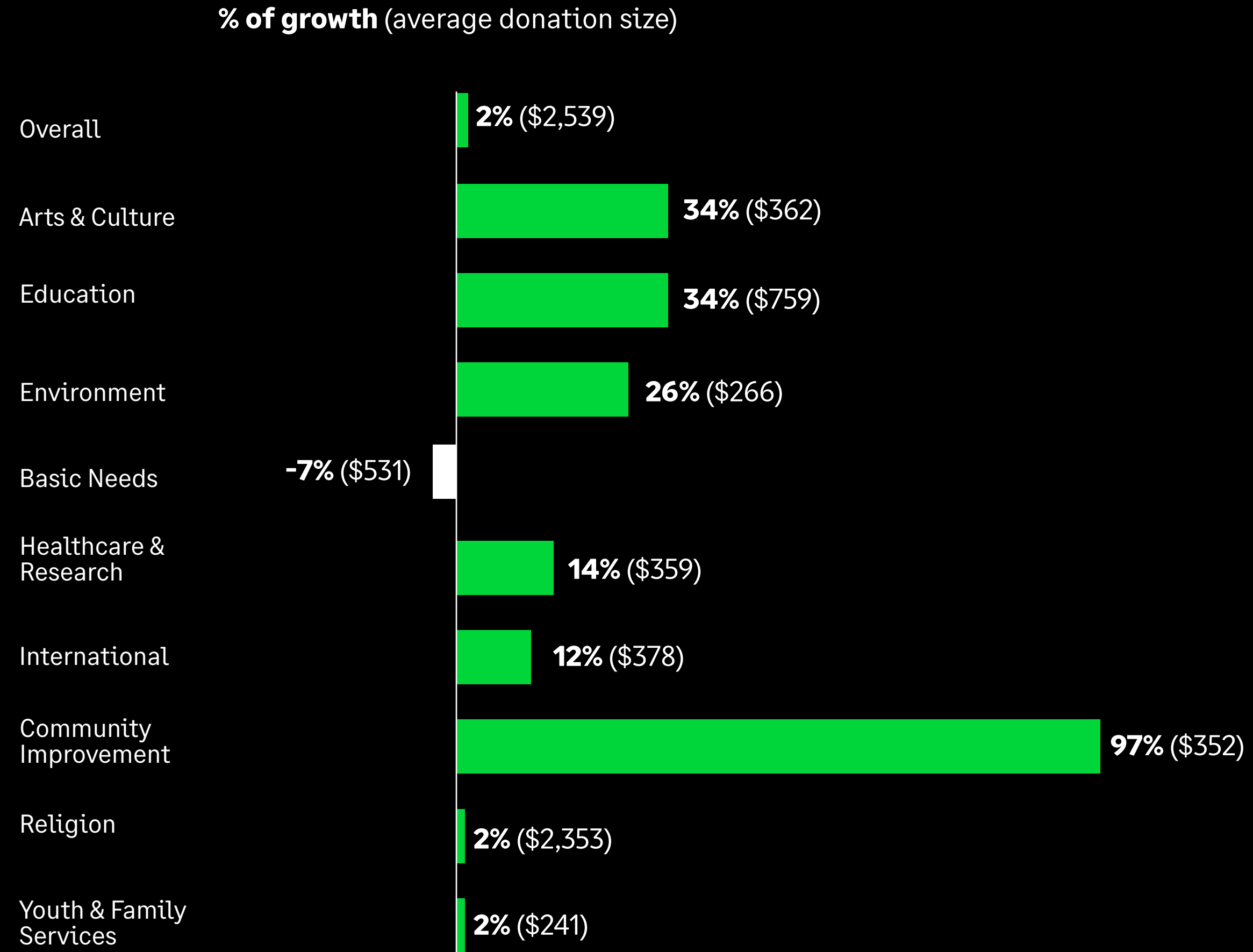
**Fewer donors remain, but their giving has increased. Relationships Matter.**

Over the same period that total individual donors declined, their average donation size increased. Another trend in the U.S. has been wealth concentration, and “the rate of decline in the number of low-dollar donors has an extremely strong correlation with indicators of economic inequality and insecurity.”<sup>1</sup>

Nonprofits must invest more time and effort into relationships with key donors. Charities should create specific, measurable objectives around key donor engagement to ensure they remain in the top three philanthropic priorities of their donors.<sup>2</sup>



**Those donating are giving more, as average donation size has increased since 2002<sup>3</sup>**



<sup>1</sup> Institute for Policy Studies, “Gilded Giving: Top-Heavy Philanthropy and Its Perils to the Independent Sector and Democracy,” Chuck Collins, Josh Hoxie, Helen Flannery, 2018.  
<sup>2</sup> Campbell Group, “2020 Fundraising Trends: The Forecast from Our Executive Team,” January 27, 2020.  
<sup>3</sup> A Guide to Philanthropy in the U.S. 8th Edition, 2019 CCS Fundraising.

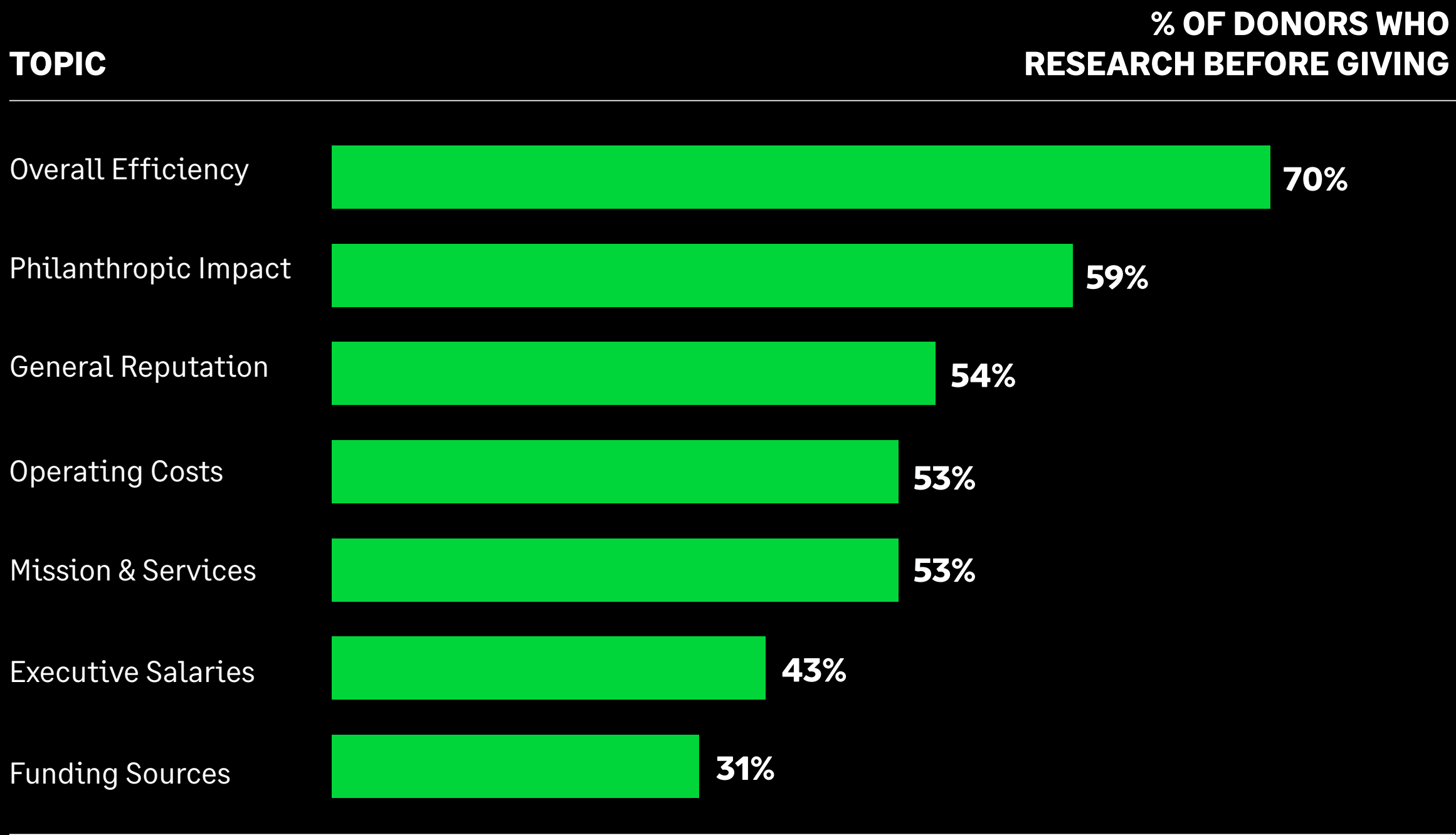
# Most donors research organizations before giving

**It takes more transparency and better communication to earn a donor’s trust.**

Thanks to the internet, prospective donors enjoy easy access to research that helps them select gift recipients. Donors care deeply about finding organizations that best reflect their values and priorities. They want evidence of solid financial stewardship and strong mission impact. If they can’t easily understand your organization’s story, their donations may go somewhere else.



**Prior to making contributions, donors consider the following factors:**



*A Guide to Philanthropy in the U.S. 8th Edition, 2019 CCS Fundraising*

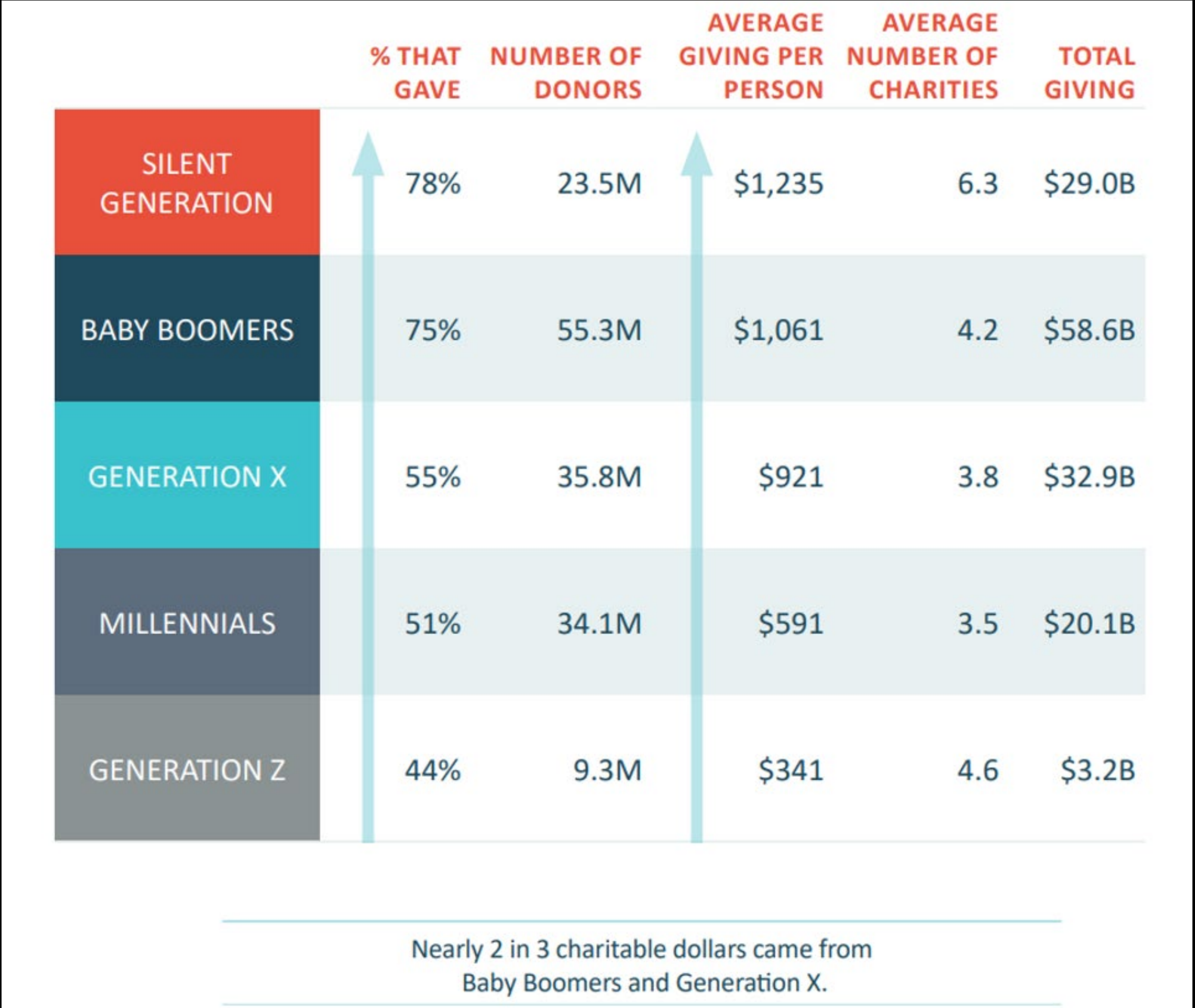


# Account for generational differences

Two generations make roughly two-thirds of donations.

Know the ages of your current and prospective donors so you can create successful fundraising strategies. While the total amount of giving is highest in the Baby Boomer generation, the percent of individuals who donate is highest in the Silent Generation.

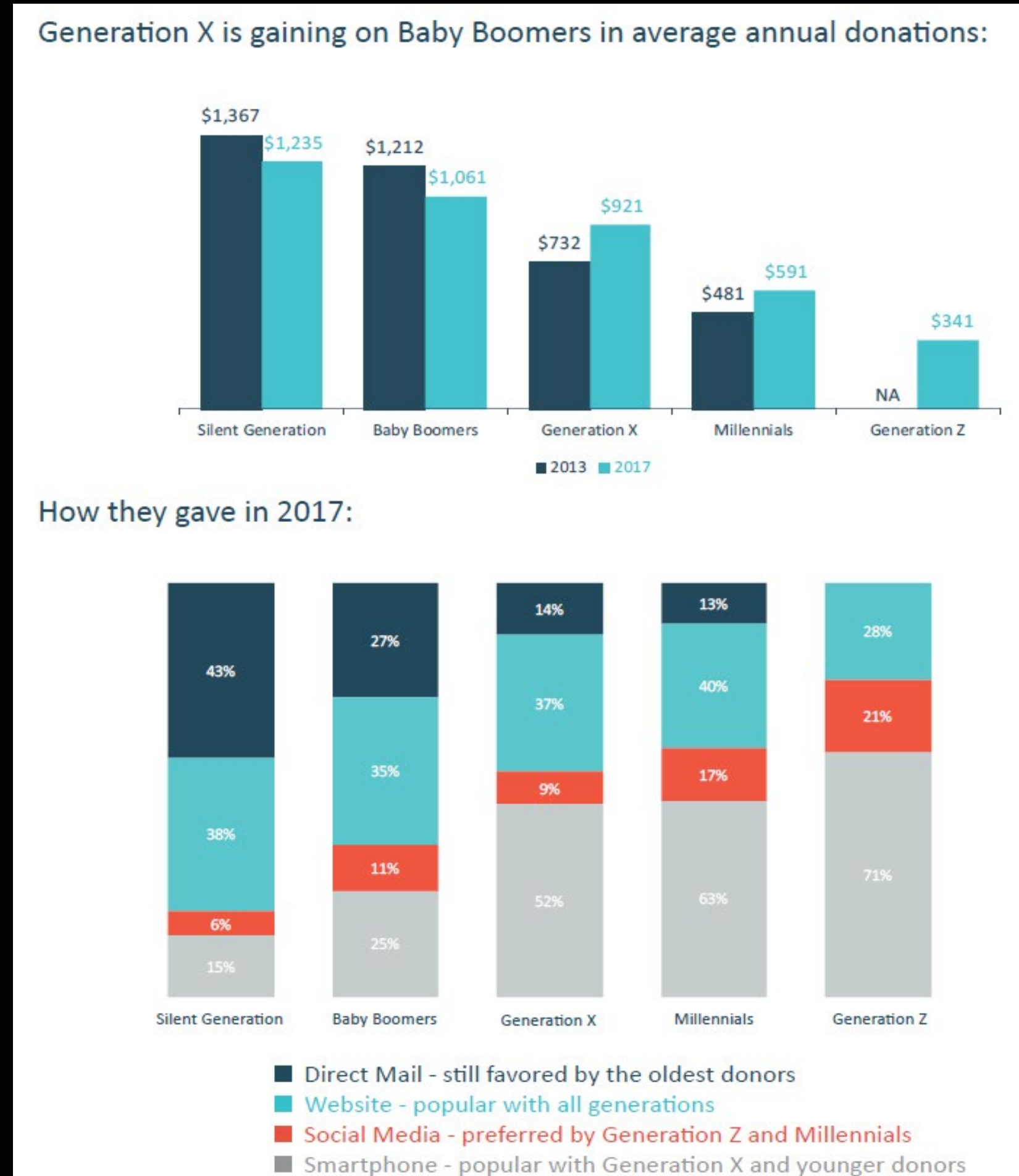
The Baby Boomers also have the largest number of donors of any generation by far. The average giving per person trends down from the oldest generation to the youngest. Millennials divide their giving among fewer nonprofit organizations while the Silent Generation gives to the highest average number of charities.



# Map communications to generational differences

**You won't reach the Silent Generation through the same channels as Millennials.**

As you plan your communication strategy, keep this chart in mind and map your communication styles onto it. For example, the Silent Generation still appreciates direct mail communications while Millennials and Generation Z will rarely respond to it. You can reach Millennials and Generation Z more effectively through social media and mobile campaigns. Your website is your most important fundraising communication tool because websites are popular across every generation.





# What donors want (and don't want) from nonprofits

**Results from two recent donor surveys present a clear vision of what donors want when it comes to fundraising and stewardship—and what they don't want.**

Whether it's saving a stamp by sending thank you emails or reducing overhead costs, donors expect excellent stewardship over the hard-earned dollars they donate. They also want to see a compelling case for each mission and proof that charities can affect positive outcomes.

Sage



## **Donors want nonprofit organizations to:**

- Thank donors by email (69%)<sup>4</sup>
- Accept credit card payments (54%)<sup>4</sup>
- Make a compelling case of extraordinary need (38%)<sup>5</sup>
- Reduce overhead costs (21%)<sup>5</sup>
- Offer matching gifts (19%)<sup>5</sup>
- Not send an excessive number of appeals (19%)<sup>5</sup>

## **Stop sending small gifts**

- Donors want nonprofits to stop sending unwanted trinkets (28%)<sup>5</sup>
- Donors are NOT any more likely to give after receiving a gift (80%)<sup>5</sup>
- Donors view these trinket gifts as a waste of money (68%)<sup>4</sup>

<sup>4</sup> Nonprofit Tech for Good, "Global Trends in Giving Report," 2018.

<sup>5</sup> A Guide to Philanthropy in the U.S. 8th Edition, 2019 CCS Fundraising



## Storytelling best practice #1

# Help donors connect emotionally with your mission

### Share your vision

Cast the vision quickly with powerful images that grab attention, connect with potential donors, and clearly highlight your mission. Images can resonate with donors on an immediate, emotional level. When you see this Koala in the middle of a burnt forest, you immediately feel its need and understand World Wildlife Fund's mission.

Sage



**In this dynamic giving environment, it's vital to build and share your organization's most powerful story.**

*World Wildlife Fund, photo by Julie Fletcher*

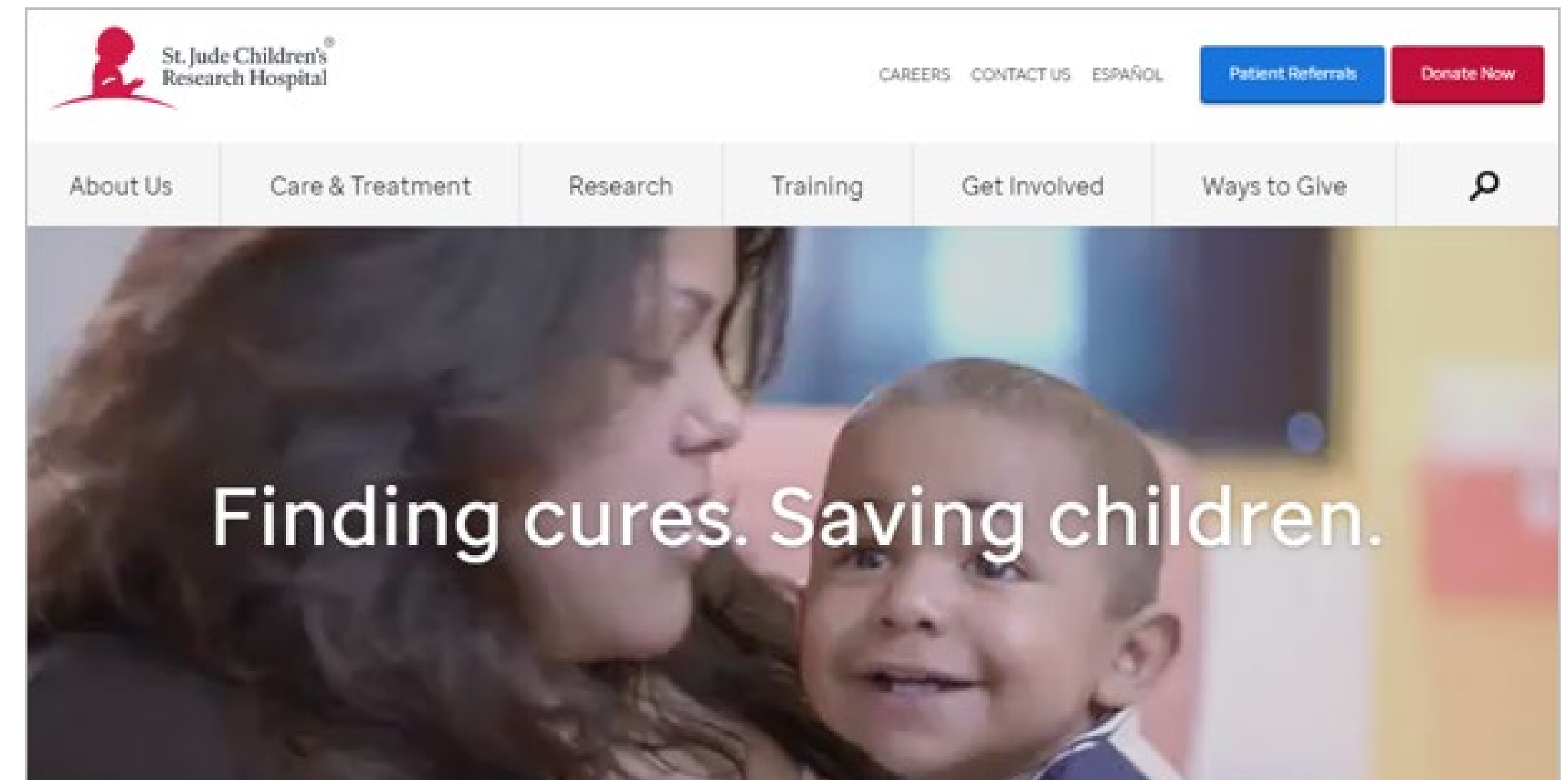
## Storytelling best practice #2

# Make them remember you and your mission

### Share your brand

Your brand helps donors remember your organization and mission. This translates to greater responsiveness to your campaigns and your needs. Make messaging and branding a primary part of your strategic plan and integrate your brand into all of your communications. The tagline and image on the St. Jude Children's Research Hospital website immediately tells you what this organization dedicates itself to every day. Who would not want to be a part of that brand?

Sage



**Your website and donor communications should reflect your brand.**

*St. Jude's Children's Research Hospital*



# Storytelling best practice #3

## Bring donors into your story

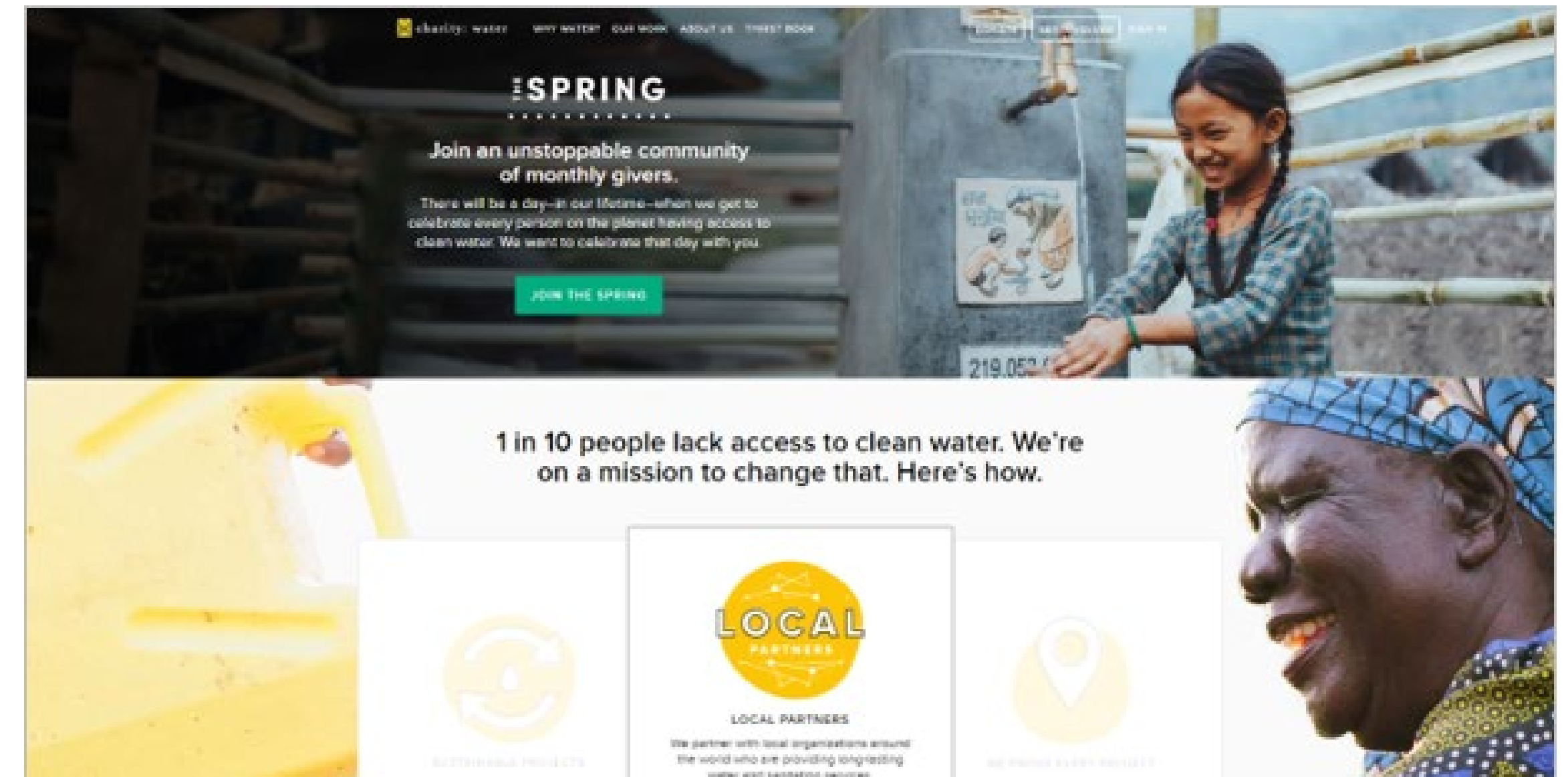
### Communicate your story

Your brand, images, website, messaging—everything should work together and draw your donors into a deeper connection with your mission. Finding the best way to communicate your mission, priorities, and impact are critical elements to telling your story well.

charity: water has built their story into every aspect of their website.

- Quick, thoughtful compelling tagline “Clean Water Changes Everything”
- Powerful imagery
- Metrics that reflect the urgency of the mission
- Invitation to join the mission

Sage



**Donors need to connect with your story and understand your impact.**

*charity: water*

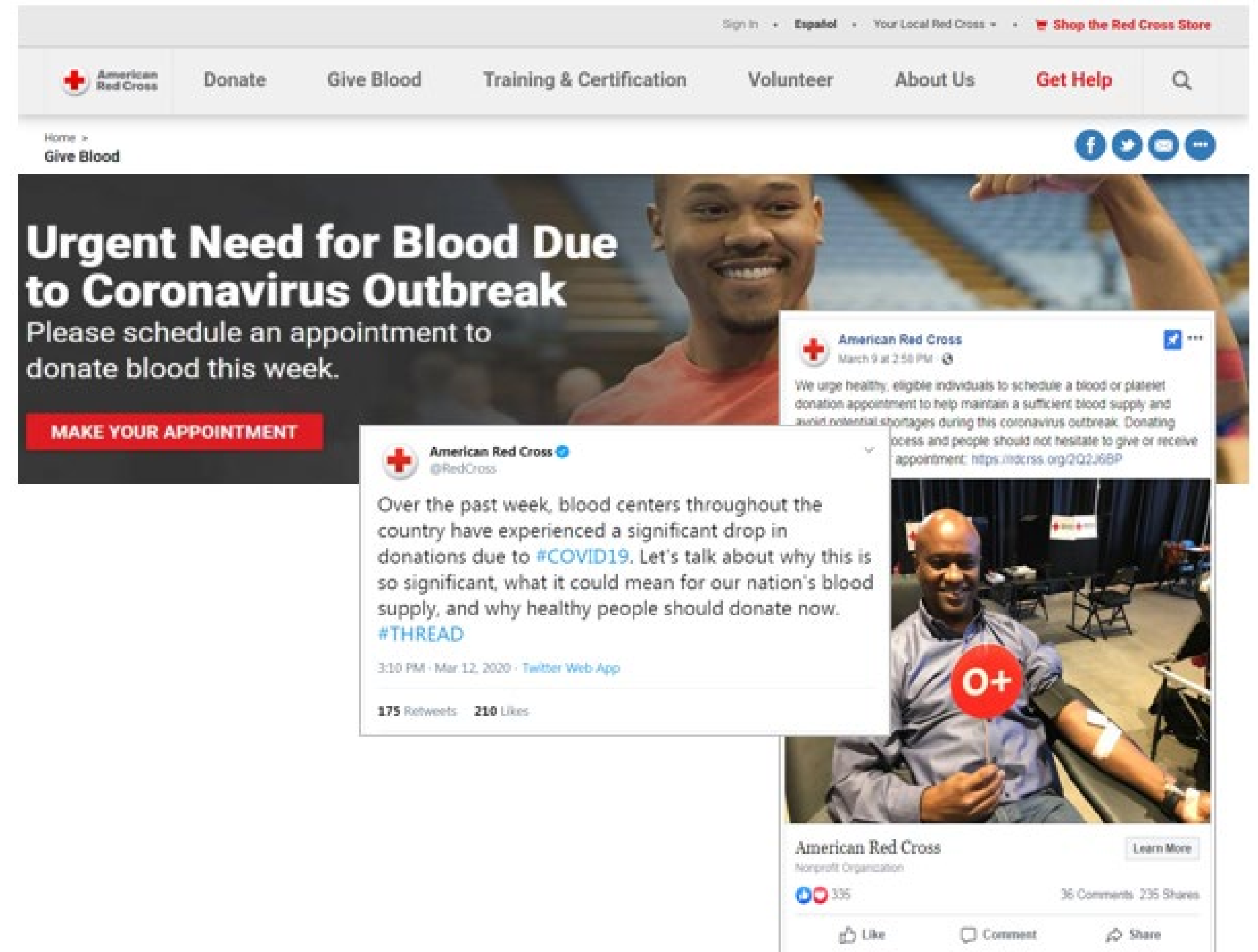
## Storytelling best practice #4

# Reach out to expand your donor base

### Expand your reach

Be sure that your website and donation forms are mobile-friendly. Make it easy for prospective donors to learn more and to give. Leverage social media in all your campaigns by planning and scheduling posts in advance. Include hashtags to increase reach and visuals to drive more traffic to your website. Engage donors with interactive content such as polls or asking for them to share stories.

Sage



**Your website, social media, and development campaigns should make it easy to give.**

*American Red Cross*



Strengthening your story

# Transparency matters

**Donors care deeply about your return on mission.**

The top question on most donor's minds: How much of my money will go to programs? If you can't do the most good with their money, they'd prefer to give it to another charity. Clearly communicate your priorities and demonstrate your progress. Performance data and metrics provide the support for your story by showing impact, accountability and a laser-focus on mission success.

**On the charity: water website, donors learn that 100% of donations go to programs (private funding covers administrative expenses) and that over 11 million people have benefitted from clean, safe water in 28 countries.**

Sage

The screenshot shows the charity: water website. At the top left is the logo, and at the top right is a blue 'DONATE' button. Below the header are three image-based links: 'Learn about Our Approach' (showing hands working), 'Learn about Our Solutions' (showing a person in a green jumpsuit working on a water filter), and 'Learn about Our Partners' (showing a man in a yellow hard hat). The main section is titled 'Our Progress' and includes a paragraph: 'We're passionate about solving the water crisis in our lifetime, using 100% of all public donations to fund water projects, and proving where every dollar goes with photos and GPS coordinates. Here's the progress we've made since we started working in 2006.' Below this is a table of metrics:

<b>51,438</b> Water projects funded ⓘ	<b>11,152,945</b> People will get clean water ⓘ	<b>37</b> Local partners ⓘ	<b>28</b> Countries
------------------------------------------	----------------------------------------------------	-------------------------------	------------------------

At the bottom right of the metrics section is a blue button that says 'SEE OUR COMPLETED PROJECTS'.

charity: water



## Strengthening your story

# Data and metrics elevate your story

Whatever your mission, define the metrics that best support impact and stewardship and measure them. Build them into your story. Highlight them, strengthen them, and share them. Reinforce performance measurement and transparency until metrics become part of your organization's culture.

### Start by linking metrics to your mission

- **Meals served:** Cost per meal served
- **Patients seen:** Cost per patient seen per practice area
- **Reading levels achieved:** Cost per reading level achieved per child
- **Animals adopted:** Cost per animal per day
- **Your mission:** What's the key metric for your mission?

This powerful tracking and measurement will enable you to be more transparent and provide the proof and accountability donors desire.

Sage





# Demonstrating impact

# Tell the story:

# NATCO

**Sage Intacct shares data and metrics in our own story.**

Sage Intacct is a for-profit technology company, but we prioritize understanding how our nonprofit customers leverage our solution for mission impact. To share the North American Transplant Coordinators Organization (NATCO)'s metrics and impact using Sage Intacct cloud accounting software, we use elements like powerful images and metrics tied to impact to bring readers into the story.



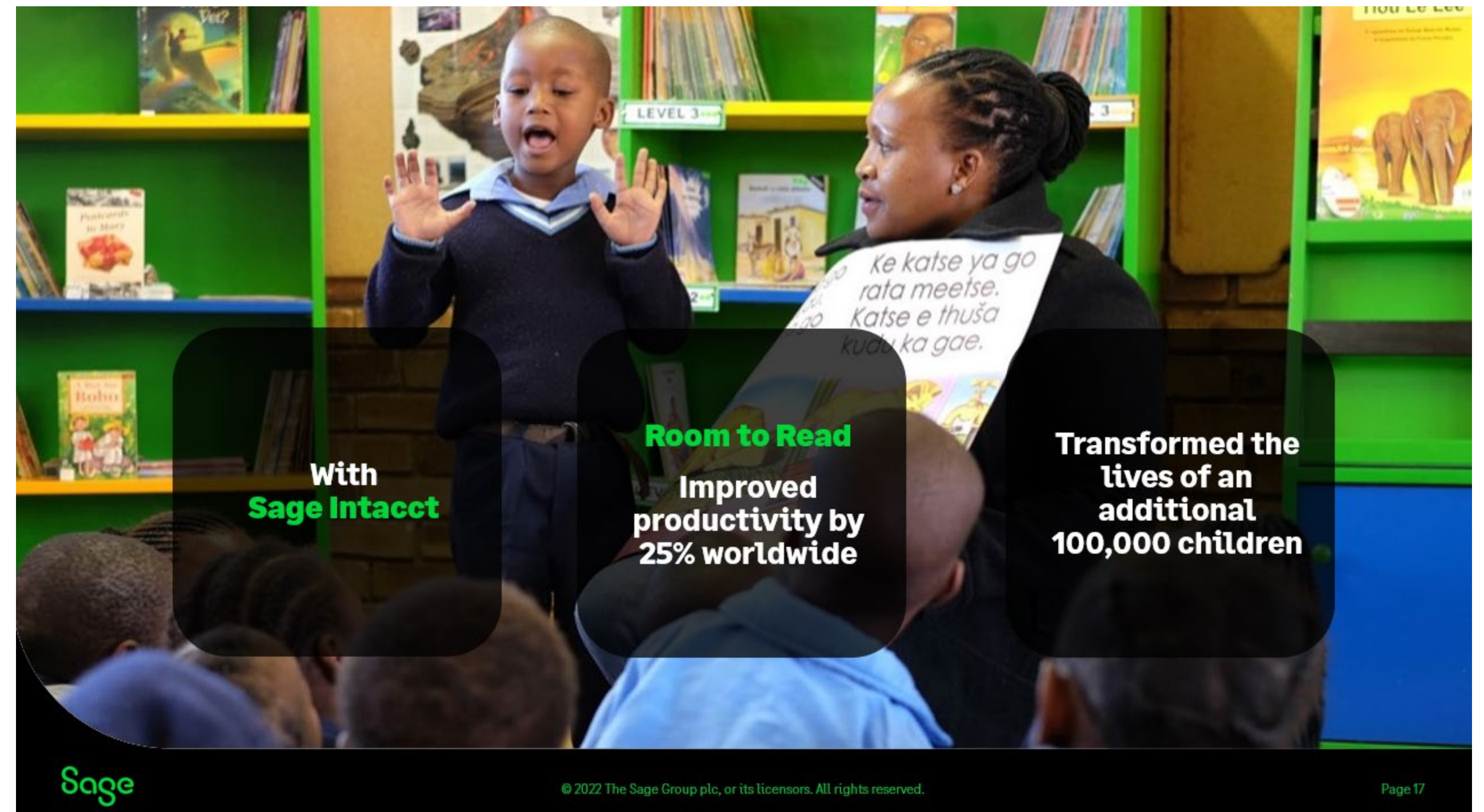


Demonstrating impact

# Tell the story: Room to Read

**Helping nonprofits succeed is our mission—and our brand.**

This example shares the success of Room to Read, an international nonprofit focused on literacy and gender equality in education in developing countries. They used Sage Intacct to scale easily during growth and improved productivity by 25%—savings that enabled them to reach an additional 100,000 children per year with their literacy programs.



With  
**Sage Intacct**

**Room to Read**  
Improved  
productivity by  
25% worldwide

Transformed the  
lives of an  
additional  
100,000 children

**Sage**

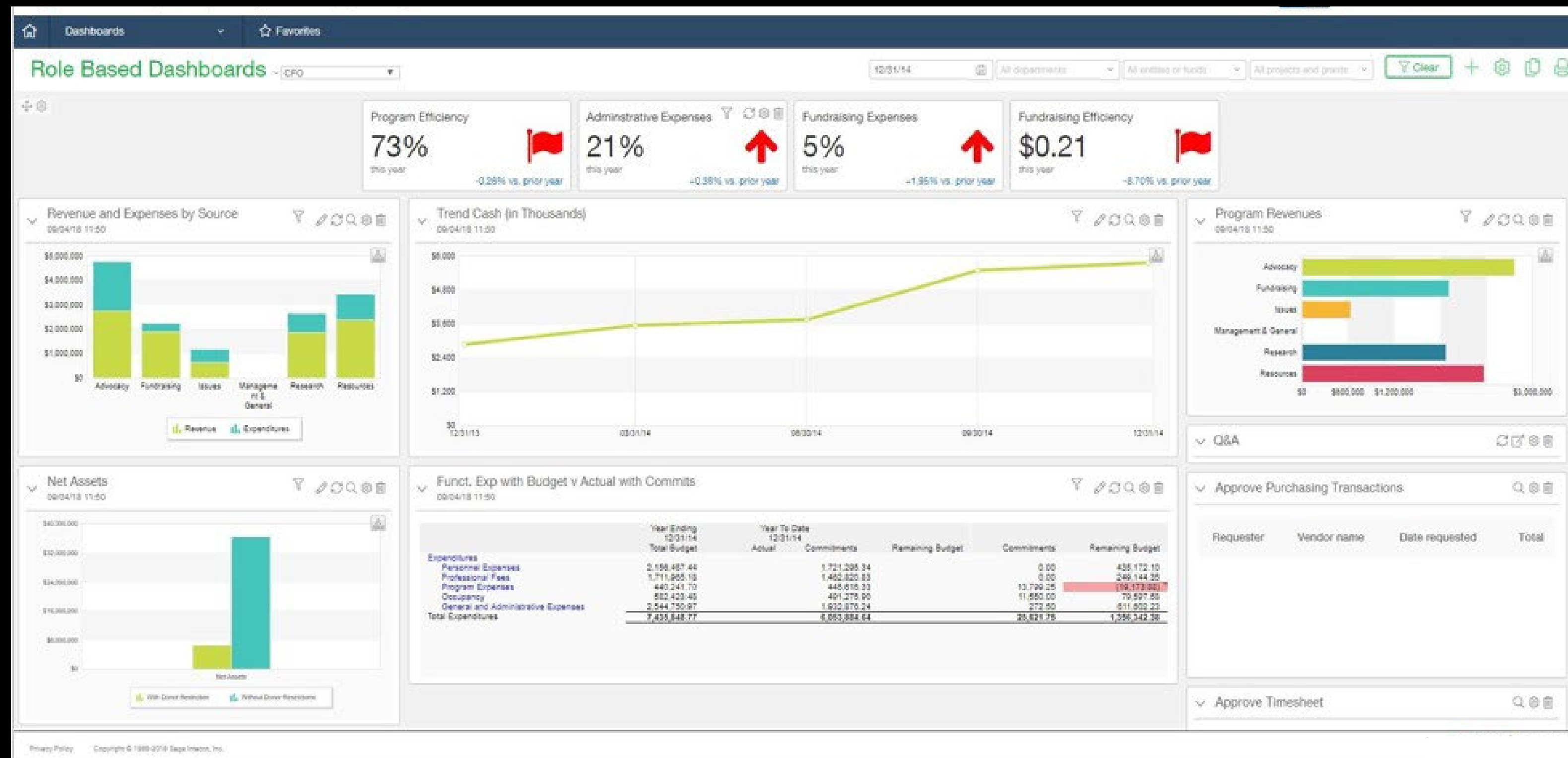
© 2022 The Sage Group plc, or its licensors. All rights reserved.

Page 17



## Demonstrating impact

# Real-time visibility and transparency



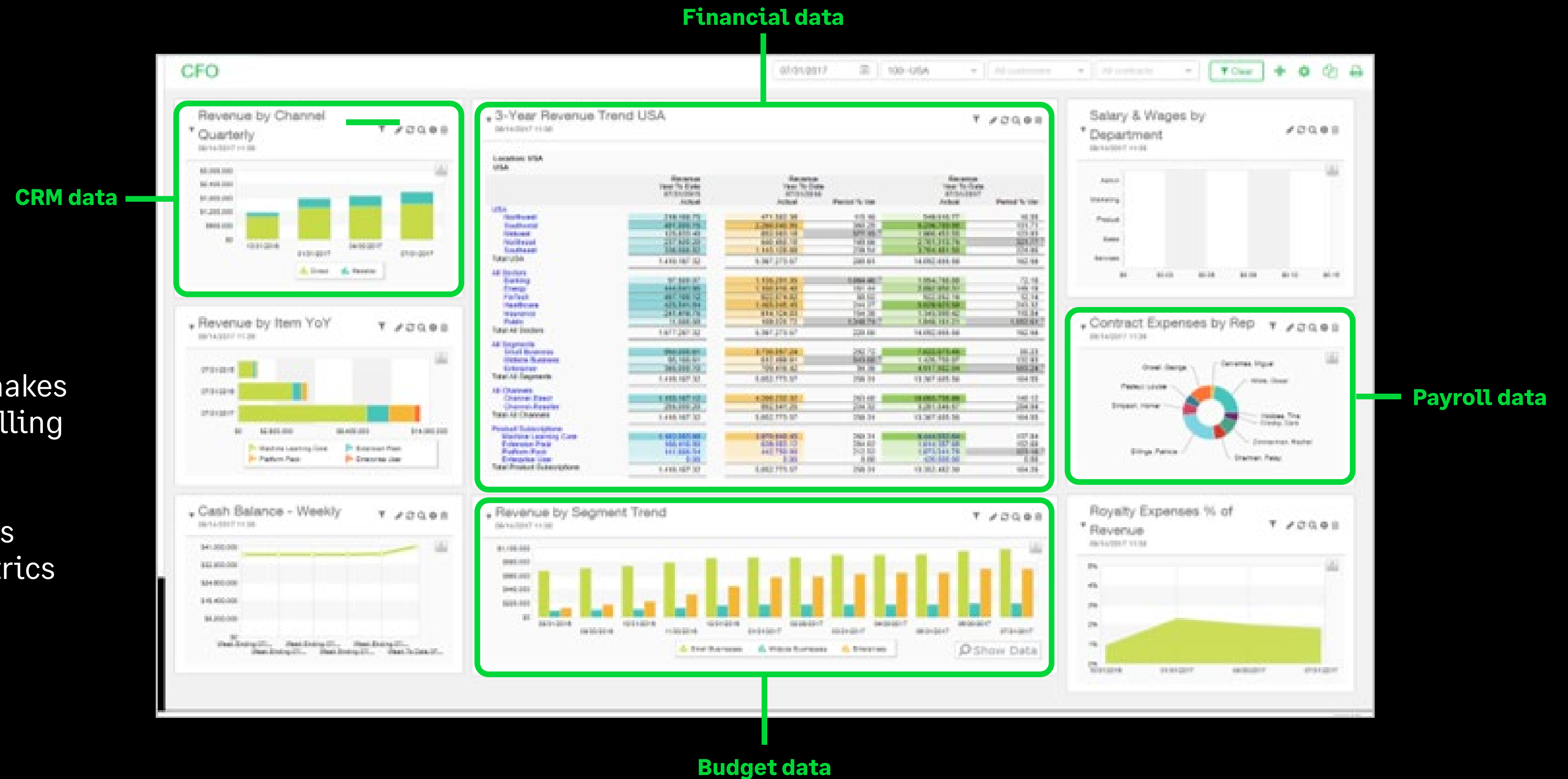
Sage Intacct helps nonprofits and faith-based organizations track all the data and metrics that matter most, from financial performance to outcomes and impact.

Role-based dashboards give stakeholders across the organization access to key performance indicators, outcome metrics, and scorecards that are relevant to their programs and responsibilities.

# Metrics that matter—in real-time

Having real-time data and metrics at your fingertips makes it easier to present a compelling story to your donors.

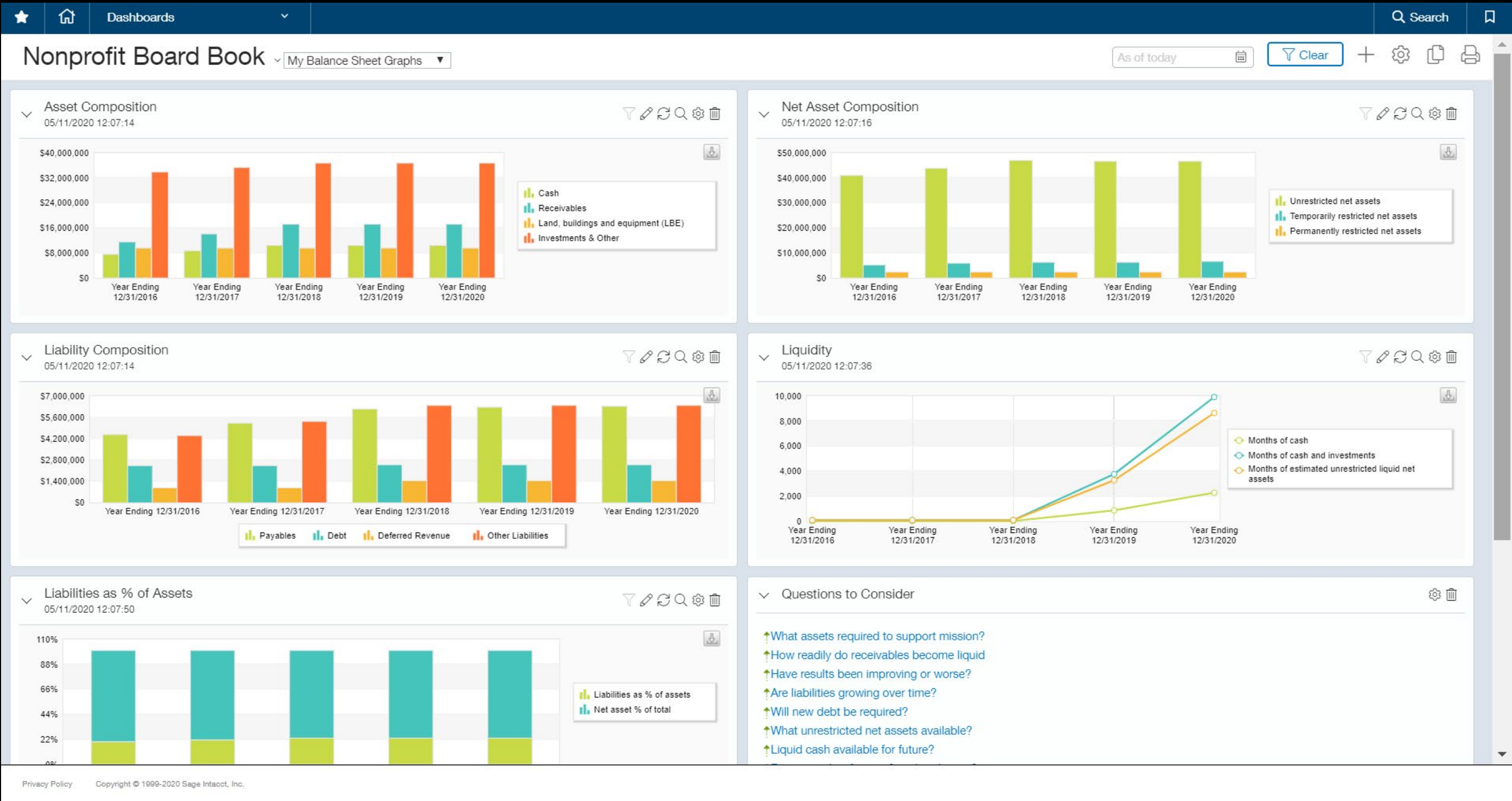
This CFO Dashboard displays important performance metrics for financial executives.





# Demonstrating impact

# Data that transforms



Thanks to best practices from GuideStar (Candid), the Sage Intacct Nonprofit Financial Board Book provides best practice metrics to deliver real-time insights into your mission’s impact.

Financial board books like the one here provide instant actionable insight to key stakeholders. By automating the tracking and management of industry-wide best practice metrics, these dashboards deliver real-time insights to help you benchmark financial health and sustainability.



## Conclusion

# Shine a light on your mission and impact

Donors want to know more about the nonprofit organizations they give to so they can feel good about their contribution to your cause. It's your job to tell them your story in a compelling and urgent way.

To encourage more giving, nonprofits need to elevate their ability to tell their stories by learning to identify, track, and measure the performance indicators that tie directly to mission impact. Donors want to know that you're getting more for their dollars than other organizations might. And they want to be drawn into your story—to care about the people and values you serve.

Consider investments in infrastructure that supports fundraising, including donor databases and donor management solutions, as well as cloud accounting and financial management solutions that help you demonstrate financial performance, efficiency, and outcomes.





# About Sage Intacct

**Sage Intacct is the AICPA's preferred provider of cloud financial applications.**

Specializing in helping nonprofits of all types—including health and human services, NGOs, charities, trade and membership associations, cultural institutions, and faith-based organizations—Sage Intacct streamlines grant, fund, project, and donor accounting, while delivering real-time visibility into the metrics that matter.

Our modern, true cloud solution, with open APIs, gives nonprofits the connectivity, visibility, and efficiency they need to do more with less. At Sage Intacct, we help nonprofits strengthen stewardship, build influence, grow funding, and achieve mission success.

In addition to intuitive software solutions, Sage Membership provides members with access to actionable human advice from experts and peers through exclusive content and tools to help you make even better mission-critical decisions.



**AICPA**

**Business Solutions**

Preferred Provider of Financial Applications

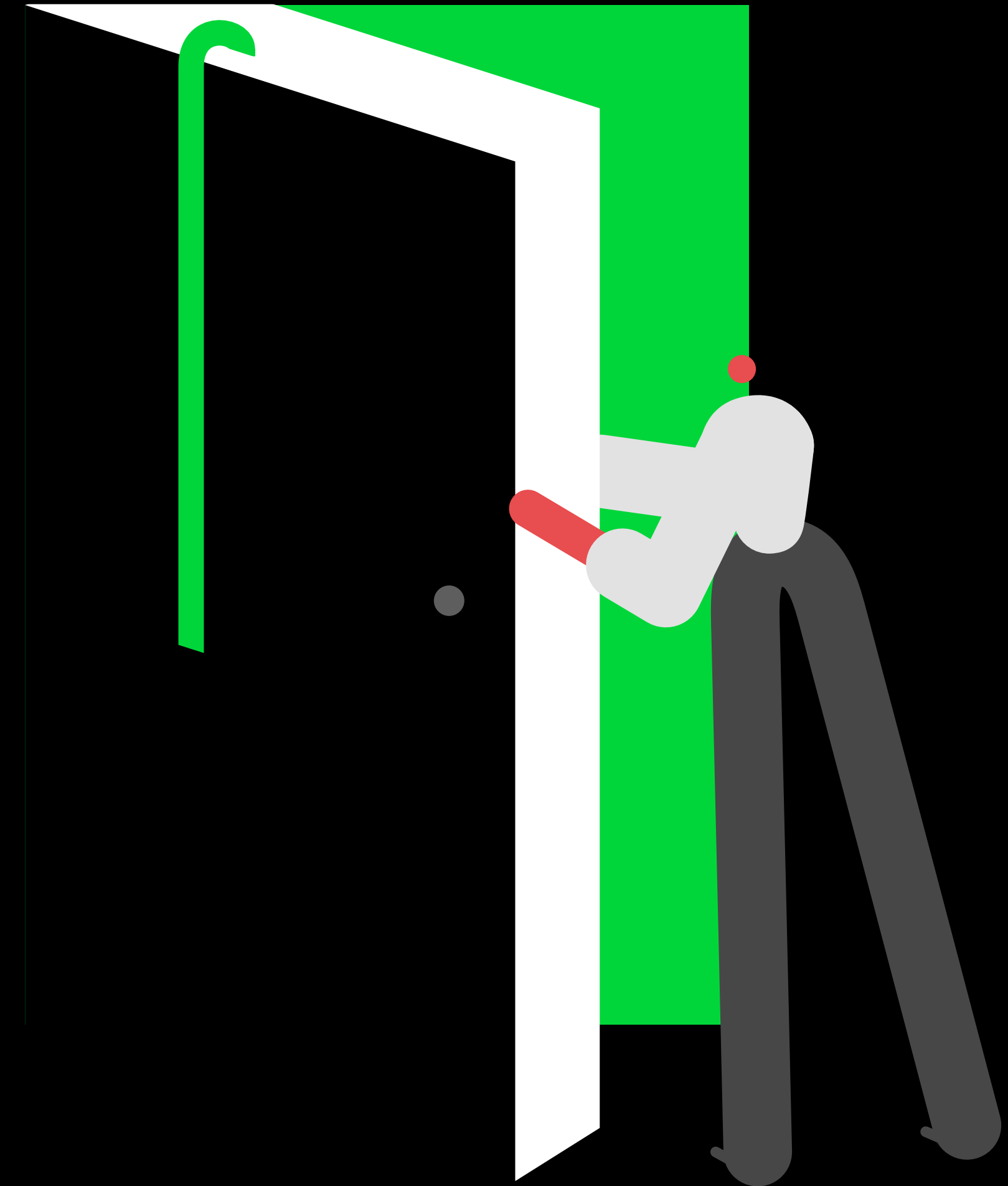
# Quick links to educational resources

Looking to move your nonprofit finance operations to a new cloud accounting system? Here are some additional resources to help you make the right decision.

Product overview video  
[Sage Intacct for Nonprofits](#)

Customer story video  
[Room to Read](#)

More resources  
[Browse all nonprofit resources](#)







**[sageintacct.com/nonprofit](https://sageintacct.com/nonprofit)**  
**877-437-7765**



**Sage**

©2022 The Sage Group plc or its licensors. Sage, Sage logos, Sage product and service names mentioned herein are the trademarks of The Sage Group plc or its licensors. All other trademarks are the property of their respective owners.